

Signify Classified - Internal  
Cooper Lighting Solutions Photometric Lab  
1121 Highway 74 South  
Peachtree City, GA 30269



Scaled data based on original data using  
LM-79-08 Approved Method: Electrical and Photometric Measurements of Solid-  
State Lighting Products

Test Report Prepared for  
Cooper Lighting Solutions  
(formerly Eaton)

Brand: INVUE

Report Number: P868885

Luminaire Tested: **EMM2-HSN-SA3B-730-U-T2U**

Issue Date: 08/22/2024

**Test Information**

Test Method: LM-79-08  
Report Number: P868885  
Test Lab: INNOVATION CENTER(G3)  
Issue Date: 08/22/2024  
Manufacturer: COOPER LIGHTING SOLUTIONS (FORMERLY EATON)  
Product Line: INVUE  
Catalog Number: EMM2-HSN-SA3B-730-U-T2U  
Description: EPIC MODERN SHORT HOUSING DISCRETE LED ARRAYS 150W 70CRI 3000K  
FITXURE w/ TYPE II URBAN DISTRIBUTION OPTIC  
Light Source: (30) 3000K CCT, 70 CRI LEDS  
Ballast/Driver: ELECTRONIC DRIVER

**Summary**

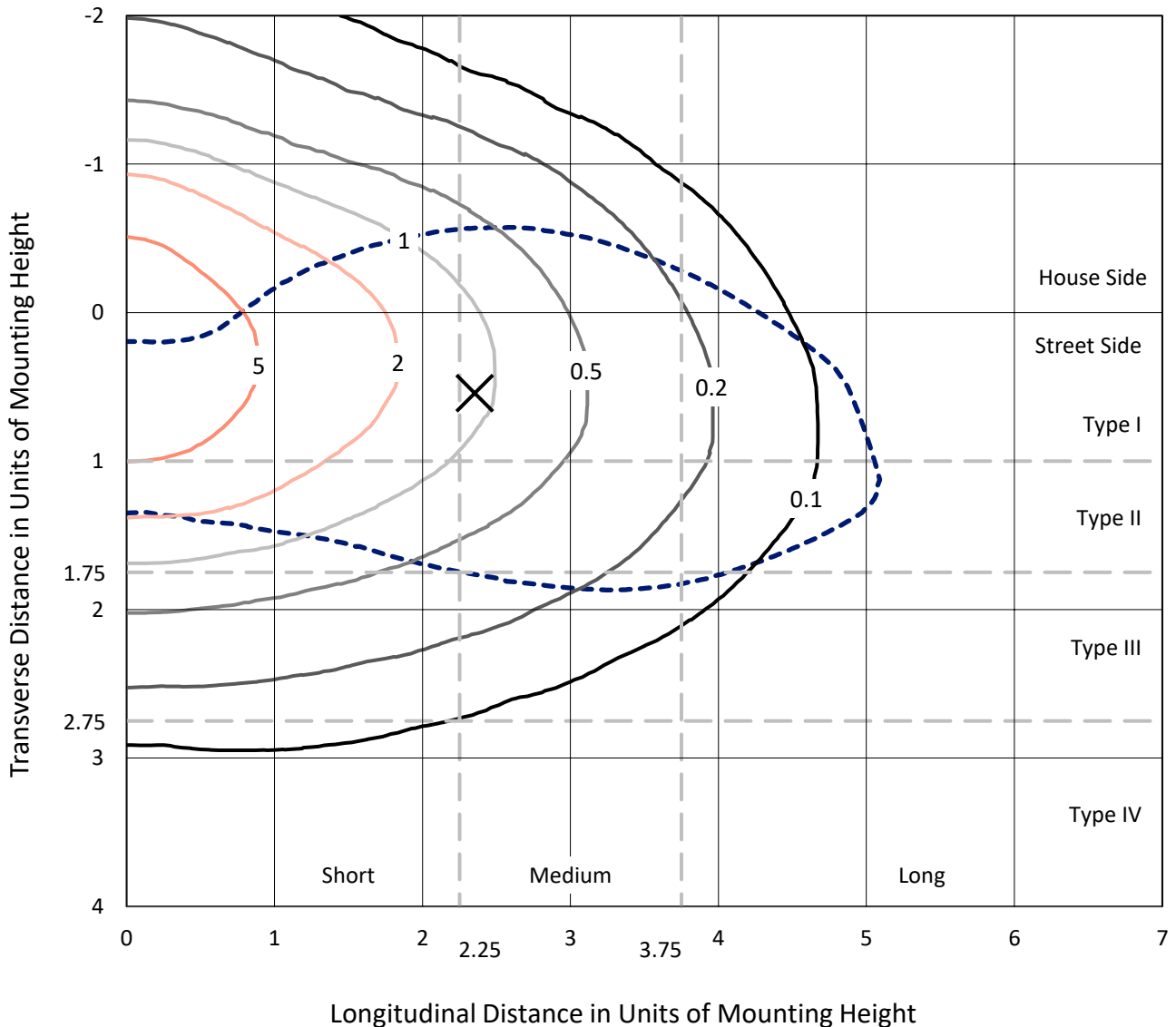
Lumens per Lamp: N/A  
Luminaire Lumens: 18132.9 lumens  
Efficiency: N/A  
Efficacy: 135.3 lumens/watt  
Luminous Opening: Rectangular (W 1' x L: 0.33' x H: 0')  
IES Classification: Type III - Medium  
BUG Rating: B3 - U0 - G3

Input Watts (W): 134  
Input Voltage (V): 120  
Input Current (A<sub>in</sub>): NR  
Voltage Rise (V): NR  
Power Factor: 0.99  
Total Harmonic Distortion (THDi): 6.70%  
Frequency (hertz): 60  
Stabilization Time: NR  
Operation Time: NR  
Ambient Temperature (°C): NR  
Test Distance: 24 FT

REPORT NUMBER: P868885  
 CATALOG NUMBER: EMM2-HSN-SA3B-730-U-T2U

### Iso-Footcandle Lines of Horizontal Illumination

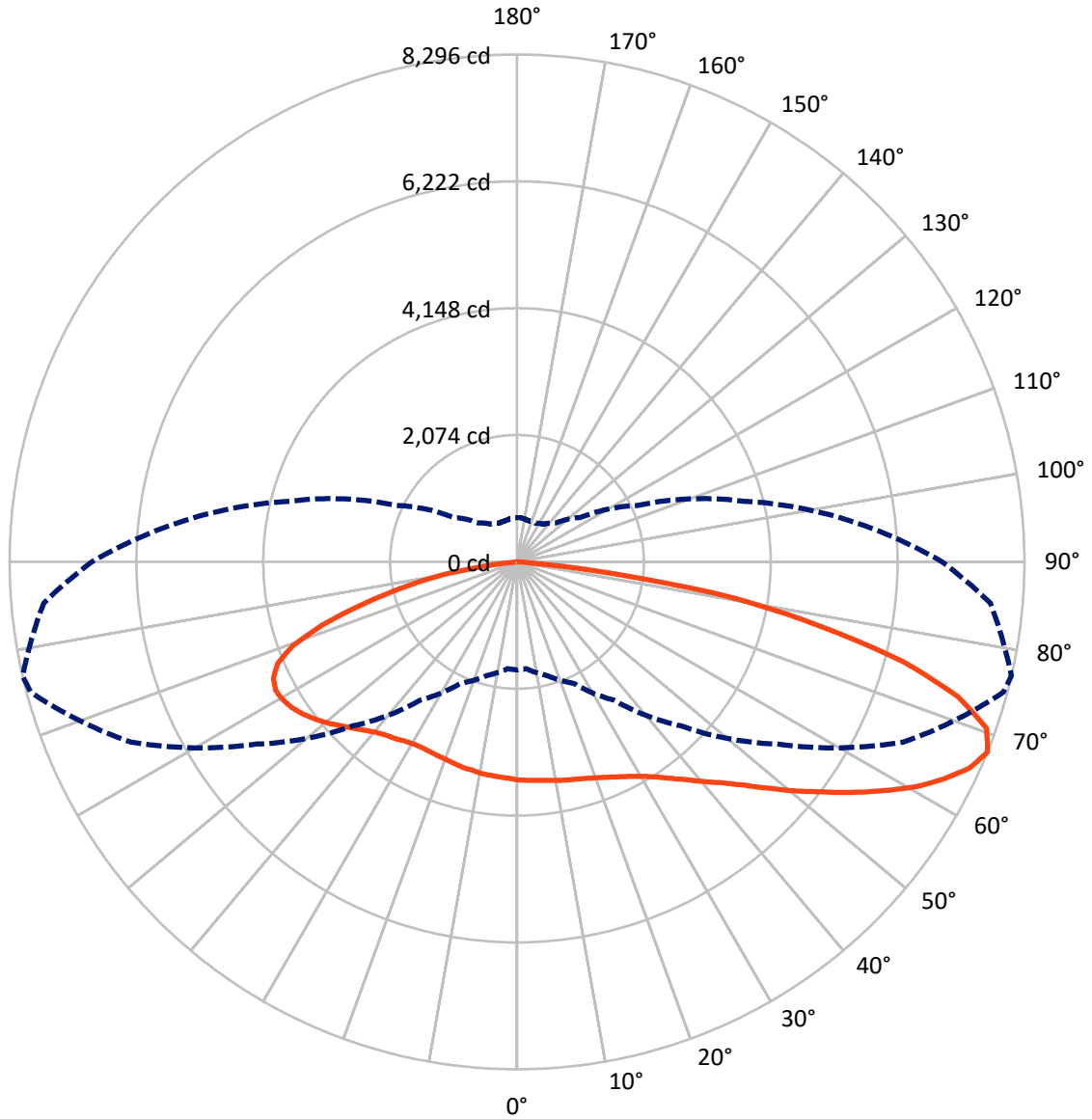
× Max cd  
 - - - 1/2 Max cd



Based on 20 foot mounting height. Maximum calculated value = 9.8 fc  
 Type III - Medium - N/A

REPORT NUMBER: P868885  
CATALOG NUMBER: EMM2-HSN-SA3B-730-U-T2U

### Luminous Intensity Polar Plot



— Vertical Plane Through 77-Deg Lateral    - - - Horizontal Cone Through 67.5-Deg Vertical

REPORT NUMBER: P868885  
 CATALOG NUMBER: EMM2-HSN-SA3B-730-U-T2U

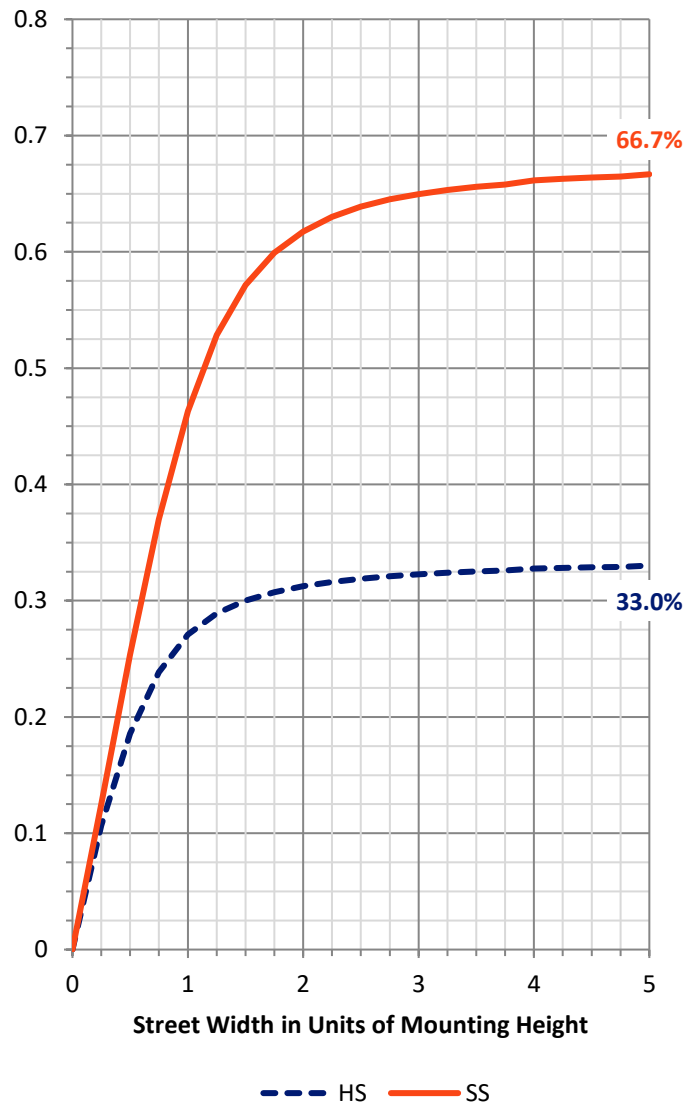
**FLUX DISTRIBUTION:**

		Downward	Upward	Total
<b>House Side</b>	Lumens	6029.8	0.0	6029.8
	% Fixture	33.3	0.0	33.3
<b>Street Side</b>	Lumens	12103.1	0.0	12103.1
	% Fixture	66.7	0.0	66.7
<b>Total</b>	Lumens	18132.9	0.0	18132.9
	% Fixture	100.0	0.0	100.0

**Coefficient of Utilization**

**ZONAL LUMENS:**

Zone	Lumens	% Fixture
0°-10°	342.7	1.9
10°-20°	1039.2	5.7
20°-30°	1752.0	9.7
30°-40°	2486.2	13.7
40°-50°	3145.6	17.3
50°-60°	3445.9	19.0
60°-70°	3331.0	18.4
70°-80°	2240.3	12.4
80°-90°	350.1	1.9
90°-100°	0.0	0.0
100°-110°	0.0	0.0
110°-120°	0.0	0.0
120°-130°	0.0	0.0
130°-140°	0.0	0.0
140°-150°	0.0	0.0
150°-160°	0.0	0.0
160°-170°	0.0	0.0
170°-180°	0.0	0.0
0°-90°	18132.9	100.0
0°-180°	18132.9	100.0



REPORT NUMBER: P868885

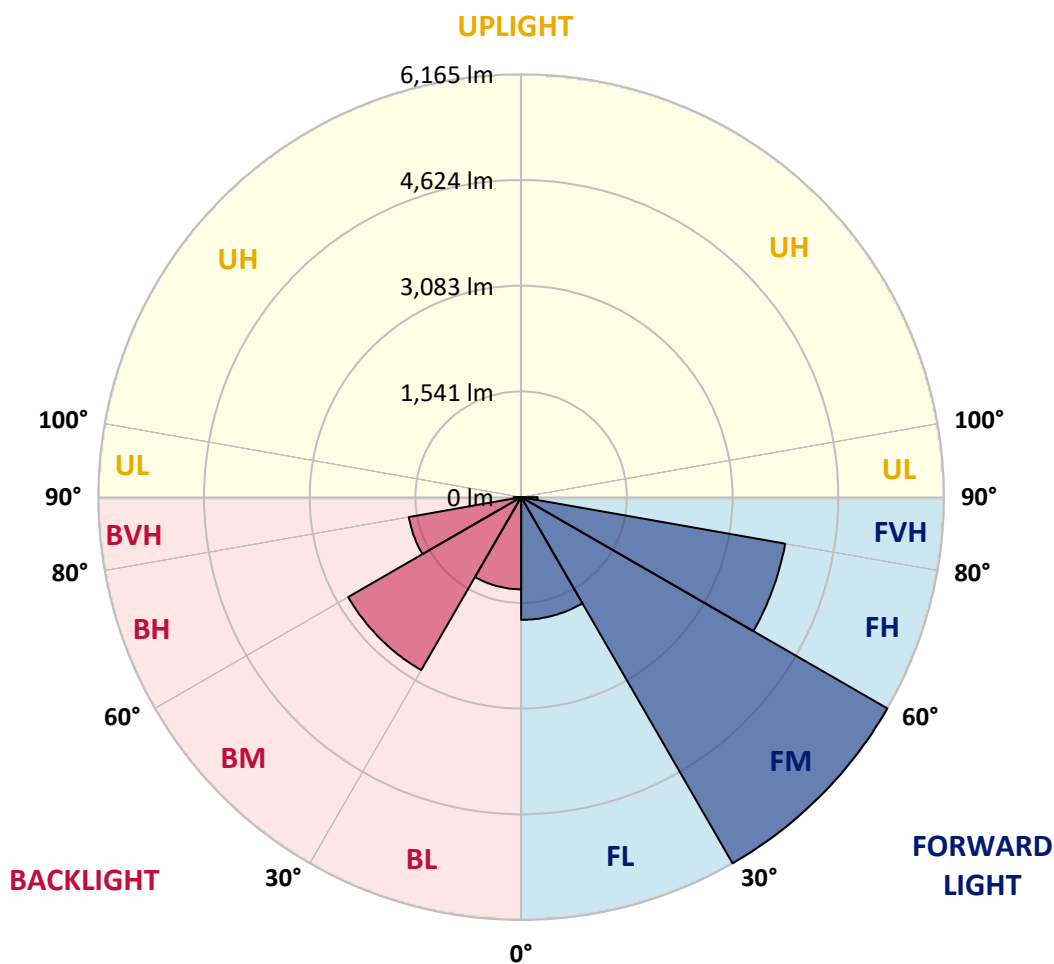
CATALOG NUMBER: EMM2-HSN-SA3B-730-U-T2U

**LUMINAIRE CLASSIFICATION SYSTEM LUMEN TABLE AND BUG RATING:**

Zone	Lumens	% Fixture	Zone Rating/Lumen Limit		
			B	U	G
FL (0°-30°)	1789.7	9.9			
FM (30°-60°)	6165.4	34.0			
FH (60°-80°)	3908.2	21.6			G2/5000
FVH (80°-90°)	239.7	1.3			G3/500
BL (0°-30°)	1344.2	7.4	B3/2500		
BM (30°-60°)	2912.2	16.1	B3/5000		
BH (60°-80°)	1663.0	9.2	B3/2500		G3/2500
BVH (80°-90°)	110.4	0.6			G2/225
UL (90°-100°)	0.0	0.0		U0/0	
UH (100°-180°)	0.0	0.0		U0/0	

**BUG Rating: B3-U0-G3**

Type III Medium





REPORT NUMBER: P868885

CATALOG NUMBER: EMM2-HSN-SA3B-730-U-T2U

**CANDELA DISTRIBUTION (FULL):**

	0°	5°	15°	25°	35°	45°	55°	65°	75°	77°	85°
0°	3565.1	3565.1	3565.1	3565.1	3565.1	3565.1	3565.1	3565.1	3565.1	3565.1	3565.1
2.5°	3644.0	3640.4	3622.5	3629.7	3608.2	3622.5	3601.0	3583.1	3579.5	3575.9	3579.5
5°	3758.8	3740.9	3722.9	3712.2	3694.2	3687.1	3651.2	3615.3	3593.8	3590.2	3583.1
7.5°	3891.5	3884.3	3859.2	3844.9	3794.7	3769.6	3719.4	3654.8	3622.5	3608.2	3590.2
10°	4027.8	4045.7	4013.5	3984.8	3927.4	3873.6	3787.5	3705.0	3640.4	3633.3	3593.8
12.5°	4196.4	4192.8	4171.3	4121.1	4052.9	3977.6	3873.6	3758.8	3672.7	3658.4	3601.0
15°	4347.0	4343.4	4314.7	4268.1	4178.4	4085.2	3945.3	3812.6	3705.0	3683.5	3615.3
17.5°	4486.9	4479.7	4461.8	4411.6	4300.4	4185.6	4049.3	3873.6	3744.5	3719.4	3626.1
20°	4608.8	4616.0	4594.5	4544.3	4440.3	4318.3	4146.2	3952.5	3794.7	3766.0	3658.4
22.5°	4741.5	4745.1	4734.4	4716.4	4583.7	4454.6	4268.1	4042.1	3852.1	3823.4	3694.2
25°	4881.4	4885.0	4892.2	4881.4	4730.8	4590.9	4393.6	4153.3	3931.0	3891.5	3744.5
27.5°	5042.8	5046.4	5060.8	5039.2	4877.8	4730.8	4533.5	4271.7	4013.5	3970.4	3787.5
30°	5225.7	5240.1	5229.3	5222.2	5035.6	4892.2	4673.4	4393.6	4121.1	4067.3	3862.8
32.5°	5444.5	5440.9	5419.4	5397.9	5207.8	5057.2	4831.2	4551.5	4253.8	4192.8	3984.8
35°	5602.3	5602.3	5570.1	5559.3	5383.6	5225.7	5003.4	4727.2	4404.4	4347.0	4113.9
37.5°	5699.2	5713.5	5688.4	5695.6	5527.0	5380.0	5175.5	4906.5	4569.4	4519.2	4271.7
40°	5735.0	5770.9	5792.4	5821.1	5652.6	5527.0	5358.4	5100.2	4781.0	4723.6	4461.8
42.5°	5742.2	5796.0	5871.3	5932.3	5742.2	5638.2	5534.2	5297.5	4989.0	4938.8	4669.8
45°	5706.4	5681.2	5864.2	5871.3	5792.4	5727.9	5688.4	5534.2	5290.3	5207.8	4928.0
47.5°	5433.8	5405.1	5455.3	5684.8	5731.5	5767.3	5846.2	5810.4	5591.6	5527.0	5225.7
50°	4992.6	4978.3	5179.1	5426.6	5580.8	5763.7	5975.4	6075.8	5925.1	5885.7	5602.3
52.5°	4264.5	4225.1	4633.9	5114.6	5383.6	5727.9	6065.0	6348.4	6301.7	6244.3	5925.1
55°	3801.8	3801.8	4078.0	4677.0	5132.5	5598.8	6122.4	6635.3	6717.8	6653.2	6294.6
57.5°	3306.9	3346.3	3633.3	4045.7	4770.2	5362.0	6115.2	6875.6	7119.5	7058.5	6685.5
60°	2883.7	2915.9	3080.9	3497.0	4343.4	5050.0	6036.3	7072.9	7492.5	7471.0	7029.8
62.5°	2453.3	2492.7	2625.4	3016.4	3780.3	4691.3	5871.3	7180.5	7844.0	7822.5	7377.7
65°	2108.9	2112.5	2245.2	2571.6	3217.2	4257.3	5580.8	7158.9	8116.6	8130.9	7671.8
67.5°	1764.6	1753.9	1926.0	2191.4	2758.1	3791.1	5193.5	6968.9	8231.3	8295.9	7768.7
70°	1298.4	1312.7	1553.0	1847.1	2331.3	3253.1	4651.9	6599.4	8044.8	8145.3	7546.3
72.5°	975.6	1004.3	1237.4	1542.3	1947.5	2715.1	4060.1	5957.4	7524.8	7539.1	6868.4
75°	792.6	799.8	1007.8	1280.4	1596.1	2177.1	3260.3	4974.7	6362.7	6527.7	5835.5
77.5°	674.3	667.1	767.5	1033.0	1287.6	1739.5	2456.9	3783.9	4996.2	5071.5	4569.4
80°	573.9	570.3	606.1	835.7	1007.8	1241.0	1682.1	2636.2	3565.1	3647.6	3245.9
82.5°	301.3	322.8	315.6	516.5	570.3	652.8	807.0	1197.9	1556.6	1578.1	1492.0
85°	14.3	14.3	14.3	21.5	35.9	57.4	111.2	111.2	121.9	233.1	265.4
87.5°	3.6	3.6	7.2	7.2	7.2	10.8	10.8	14.3	14.3	14.3	14.3
90°	0.0	0.0	0.0	0.0	0.0	0.0	0.0	0.0	0.0	0.0	0.0



REPORT NUMBER: P868885

CATALOG NUMBER: EMM2-HSN-SA3B-730-U-T2U

**CANDELA DISTRIBUTION (continued):**

	90°	95°	105°	115°	125°	135°	145°	155°	165°	175°	180°
0°	3565.1	3565.1	3565.1	3565.1	3565.1	3565.1	3565.1	3565.1	3565.1	3565.1	3565.1
2.5°	3572.3	3558.0	3536.4	3540.0	3536.4	3536.4	3518.5	3504.2	3500.6	3507.7	3522.1
5°	3575.9	3554.4	3522.1	3511.3	3500.6	3493.4	3464.7	3443.2	3432.4	3439.6	3443.2
7.5°	3575.9	3543.6	3507.7	3486.2	3457.5	3436.0	3403.7	3375.0	3360.7	3364.3	3371.4
10°	3568.7	3532.8	3504.2	3461.1	3414.5	3389.4	3339.2	3303.3	3285.4	3289.0	3271.0
12.5°	3568.7	3529.3	3471.9	3432.4	3367.9	3314.1	3274.6	3235.2	3220.8	3206.5	3199.3
15°	3572.3	3522.1	3464.7	3382.2	3306.9	3249.5	3199.3	3174.2	3152.7	3145.5	3149.1
17.5°	3572.3	3522.1	3436.0	3339.2	3253.1	3181.4	3138.3	3109.6	3102.4	3095.3	3095.3
20°	3590.2	3525.7	3410.9	3296.1	3188.5	3113.2	3073.8	3055.8	3055.8	3045.1	3045.1
22.5°	3618.9	3532.8	3396.6	3260.3	3134.7	3052.2	3009.2	2987.7	2998.4	2991.3	2987.7
25°	3651.2	3558.0	3378.6	3210.0	3063.0	2976.9	2933.9	2919.5	2915.9	2898.0	2923.1
27.5°	3676.3	3575.9	3367.9	3159.8	2998.4	2898.0	2844.2	2819.1	2801.2	2808.3	2801.2
30°	3744.5	3626.1	3371.4	3116.8	2926.7	2804.8	2740.2	2711.5	2704.3	2704.3	2704.3
32.5°	3837.7	3690.7	3396.6	3098.9	2858.6	2715.1	2636.2	2607.5	2600.3	2586.0	2593.1
35°	3956.1	3787.5	3436.0	3070.2	2804.8	2611.1	2525.0	2485.5	2474.8	2460.4	2460.4
37.5°	4088.8	3884.3	3464.7	3055.8	2733.0	2503.5	2406.6	2356.4	2349.3	2334.9	2342.1
40°	4257.3	4017.0	3511.3	3027.1	2650.5	2406.6	2277.5	2195.0	2213.0	2220.1	2234.5
42.5°	4447.4	4185.6	3583.1	2998.4	2586.0	2306.2	2116.1	2033.6	2055.1	2048.0	2062.3
45°	4705.7	4382.9	3672.7	2987.7	2507.1	2184.3	1951.1	1857.9	1850.7	1839.9	1847.1
47.5°	4974.7	4619.6	3758.8	2966.2	2421.0	2033.6	1764.6	1646.3	1617.6	1603.2	1588.9
50°	5254.4	4856.3	3859.2	2951.8	2306.2	1865.1	1578.1	1441.8	1388.0	1370.1	1352.2
52.5°	5570.1	5111.0	3945.3	2915.9	2180.7	1689.3	1409.6	1255.3	1194.4	1158.5	1162.1
55°	5903.6	5344.1	4024.2	2872.9	2037.2	1524.3	1241.0	1111.9	1050.9	1040.1	1040.1
57.5°	6212.1	5584.4	4081.6	2797.6	1893.7	1362.9	1101.1	989.9	961.2	975.6	975.6
60°	6527.7	5778.1	4110.3	2715.1	1746.7	1226.6	1004.3	914.6	900.2	928.9	932.5
62.5°	6782.3	5932.3	4103.1	2600.3	1585.3	1108.3	911.0	839.3	846.4	896.7	907.4
65°	6965.3	6007.6	4013.5	2428.2	1431.1	1004.3	828.5	760.4	760.4	796.2	807.0
67.5°	6950.9	5910.8	3834.1	2187.9	1266.1	900.2	753.2	699.4	699.4	724.5	720.9
70°	6656.8	5577.2	3493.4	1897.3	1104.7	810.6	688.6	649.2	645.6	656.4	652.8
72.5°	5950.2	4899.4	2962.6	1567.4	954.0	720.9	624.1	588.2	581.0	566.7	555.9
75°	4910.1	4024.2	2313.4	1248.2	807.0	634.8	563.1	530.8	502.1	520.1	509.3
77.5°	3809.0	3088.1	1721.6	968.4	656.4	552.3	502.1	466.3	459.1	523.7	502.1
80°	2779.6	2134.1	1215.9	692.2	509.3	448.3	419.6	390.9	495.0	663.5	659.9
82.5°	1233.8	1029.4	555.9	330.0	236.7	197.3	165.0	186.5	312.0	304.9	315.6
85°	111.2	114.8	61.0	39.5	25.1	21.5	14.3	14.3	10.8	10.8	10.8
87.5°	14.3	14.3	10.8	10.8	7.2	7.2	7.2	7.2	3.6	3.6	3.6
90°	0.0	0.0	0.0	0.0	0.0	0.0	0.0	0.0	0.0	0.0	0.0



LM-79-2019: Approved Method: Electrical and Photometric Measurements of Solid-  
State Lighting Products

Report Prepared for

Cooper Lighting Solutions

Streetworks

Report Number: SP1-2407-157-4

Test Date: 08/07/2024

Luminaire Tested: MEM2-HTN-SA-40-730-U-5WQ-2

Data in this report applies to families of products including MEM2-HTN-SA-40-730-U-5WQ-2

**Test Information**

Test Method: LM-79-2019  
 Report Number: SP1-2407-157-4  
 Test Lab: COOPER LIGHTING SOLUTIONS  
 Photometer: SP1 - 76IN SPHERE  
 Measurement Geometry: 4π  
 Issue Date: 08/20/2024  
 Manufacturer: COOPER LIGHTING SOLUTIONS  
 Product Line: Streetworks  
 Catalog Number: **MEM2-HTN-SA-40-730-U-5WQ-2**  
 Description: Epic Modern Light Square 40W 5WQ Optic and Flare Trim

**Spectral Parameters**

CCT (K): 3057  
 CIE u': 0.2487  
 CIE v': 0.5199  
 Duv: -0.0002  
 CIE x: 0.4326  
 CIE y: 0.4020  
 CIE z: 0.1654  
 Peak Wavelength (nm): 593  
 Dominant Wavelength (nm): 582  
 Purity: 50.50735  
 Rf: 74.6  
 Rg: 94

CRI (Ra):	71.7		
R1:	68.1	R9:	-34.8
R2:	82.0	R10:	58.5
R3:	93.5	R11:	62.5
R4:	67.5	R12:	47.5
R5:	67.2	R13:	70.7
R6:	74.9	R14:	96.4
R7:	77.4	R15:	60.0
R8:	43.1		



**Test Conditions**

Stabilization Time: 21M  
 Operation Time: 1H 21M  
 Sphere Temperature (°C): 24.2

REPORT NUMBER: SP1-2407-157-4

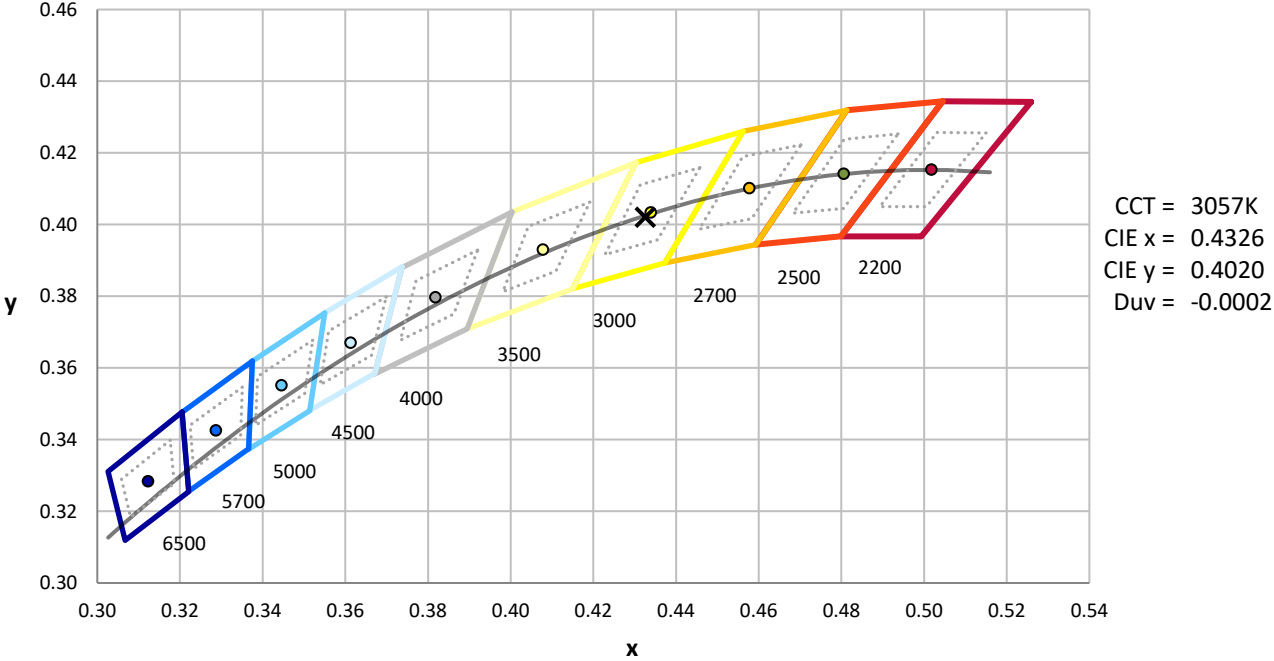
Measurement and Test Equipment			
Instrument	Identification Number	Calibration Date	Calibration Due Date
Photometer	IN0058	6/18/2024	12/18/2024
Power Meter	INXT2011004	2/8/2024	2/8/2025
AC Power Source	IN0063	10/24/2023	10/24/2024
DC Power Source	IN0208	10/24/2023	10/24/2024
Sphere Thermometer	IN0085	10/24/2023	10/24/2024
Room Thermometer	IN0046	10/24/2023	10/24/2024

REPORT NUMBER: SP1-2407-157-4

CIE 1931 Chromaticity Diagram



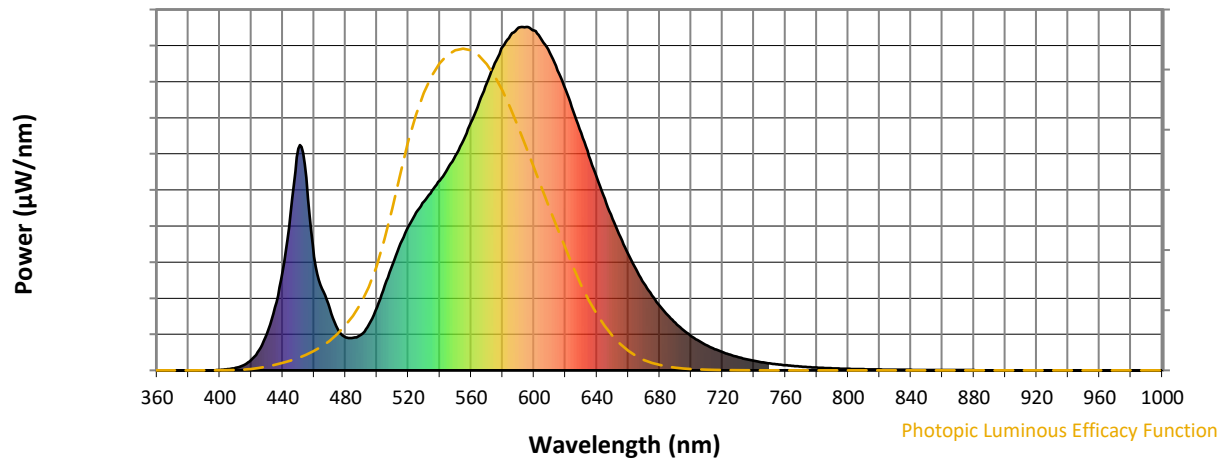
CIE 1931 Chromaticity Diagram with 2017 ANSI 7-Step and 4-Step Quadrangles



Point lies inside the ANSI 3000K 4-step quadrangle

REPORT NUMBER: SP1-2407-157-4

**Photopic Flux vs. Wavelength**



**Photopic Lumens: NR**

$\lambda$ (nm)	Power W <sup>^</sup> /nm	Lumens ( $\phi$ /nm)	$\lambda$ (nm)	Power W <sup>^</sup> /nm	Lumens ( $\phi$ /nm)	$\lambda$ (nm)	Power W <sup>^</sup> /nm	Lumens ( $\phi$ /nm)	$\lambda$ (nm)	Power W <sup>^</sup> /nm	Lumens ( $\phi$ /nm)	$\lambda$ (nm)	Power W <sup>^</sup> /nm	Lumens ( $\phi$ /nm)
360	0	NR	490	104	NR	620	818	NR	750	20	NR	880	1	NR
365	0	NR	495	135	NR	625	755	NR	755	17	NR	885	0	NR
370	0	NR	500	184	NR	630	691	NR	760	15	NR	890	0	NR
375	0	NR	505	247	NR	635	625	NR	765	13	NR	895	0	NR
380	0	NR	510	309	NR	640	561	NR	770	11	NR	900	0	NR
385	0	NR	515	369	NR	645	499	NR	775	9	NR	905	0	NR
390	0	NR	520	419	NR	650	441	NR	780	8	NR	910	0	NR
395	0	NR	525	460	NR	655	388	NR	785	7	NR	915	0	NR
400	1	NR	530	492	NR	660	338	NR	790	6	NR	920	0	NR
405	3	NR	535	524	NR	665	294	NR	795	5	NR	925	0	NR
410	7	NR	540	553	NR	670	253	NR	800	4	NR	930	0	NR
415	15	NR	545	588	NR	675	218	NR	805	4	NR	935	0	NR
420	31	NR	550	625	NR	680	188	NR	810	3	NR	940	0	NR
425	60	NR	555	670	NR	685	161	NR	815	3	NR	945	0	NR
430	107	NR	560	723	NR	690	139	NR	820	3	NR	950	0	NR
435	183	NR	565	780	NR	695	118	NR	825	2	NR	955	0	NR
440	289	NR	570	837	NR	700	100	NR	830	2	NR	960	0	NR
445	460	NR	575	894	NR	705	85	NR	835	2	NR	965	0	NR
450	646	NR	580	942	NR	710	73	NR	840	1	NR	970	0	NR
455	561	NR	585	976	NR	715	62	NR	845	1	NR	975	0	NR
460	331	NR	590	998	NR	720	53	NR	850	1	NR	980	0	NR
465	238	NR	595	1000	NR	725	45	NR	855	1	NR	985	0	NR
470	178	NR	600	990	NR	730	39	NR	860	1	NR	990	0	NR
475	120	NR	605	962	NR	735	33	NR	865	1	NR	995	0	NR
480	96	NR	610	925	NR	740	28	NR	870	1	NR	1000	0	NR
485	95	NR	615	873	NR	745	24	NR	875	1	NR			

REPORT NUMBER: SP1-2407-157-4

**Scotopic Flux vs. Wavelength**



**Scotopic Lumens: NR**

**S/P: 1.23**

$\lambda$ (nm)	Power W <sup>^</sup> /nm	Lumens ( $\phi$ /nm)	$\lambda$ (nm)	Power W <sup>^</sup> /nm	Lumens ( $\phi$ /nm)	$\lambda$ (nm)	Power W <sup>^</sup> /nm	Lumens ( $\phi$ /nm)	$\lambda$ (nm)	Power W <sup>^</sup> /nm	Lumens ( $\phi$ /nm)	$\lambda$ (nm)	Power W <sup>^</sup> /nm	Lumens ( $\phi$ /nm)
360	0	NR	490	104	NR	620	818	NR	750	20	NR	880	1	NR
365	0	NR	495	135	NR	625	755	NR	755	17	NR	885	0	NR
370	0	NR	500	184	NR	630	691	NR	760	15	NR	890	0	NR
375	0	NR	505	247	NR	635	625	NR	765	13	NR	895	0	NR
380	0	NR	510	309	NR	640	561	NR	770	11	NR	900	0	NR
385	0	NR	515	369	NR	645	499	NR	775	9	NR	905	0	NR
390	0	NR	520	419	NR	650	441	NR	780	8	NR	910	0	NR
395	0	NR	525	460	NR	655	388	NR	785	7	NR	915	0	NR
400	1	NR	530	492	NR	660	338	NR	790	6	NR	920	0	NR
405	3	NR	535	524	NR	665	294	NR	795	5	NR	925	0	NR
410	7	NR	540	553	NR	670	253	NR	800	4	NR	930	0	NR
415	15	NR	545	588	NR	675	218	NR	805	4	NR	935	0	NR
420	31	NR	550	625	NR	680	188	NR	810	3	NR	940	0	NR
425	60	NR	555	670	NR	685	161	NR	815	3	NR	945	0	NR
430	107	NR	560	723	NR	690	139	NR	820	3	NR	950	0	NR
435	183	NR	565	780	NR	695	118	NR	825	2	NR	955	0	NR
440	289	NR	570	837	NR	700	100	NR	830	2	NR	960	0	NR
445	460	NR	575	894	NR	705	85	NR	835	2	NR	965	0	NR
450	646	NR	580	942	NR	710	73	NR	840	1	NR	970	0	NR
455	561	NR	585	976	NR	715	62	NR	845	1	NR	975	0	NR
460	331	NR	590	998	NR	720	53	NR	850	1	NR	980	0	NR
465	238	NR	595	1000	NR	725	45	NR	855	1	NR	985	0	NR
470	178	NR	600	990	NR	730	39	NR	860	1	NR	990	0	NR
475	120	NR	605	962	NR	735	33	NR	865	1	NR	995	0	NR
480	96	NR	610	925	NR	740	28	NR	870	1	NR	1000	0	NR
485	95	NR	615	873	NR	745	24	NR	875	1	NR			

REPORT NUMBER: SP1-2407-157-4

**Melanopic Flux vs. Wavelength**



**Melanopic Lumens: NR**

**M/P: 2.27**

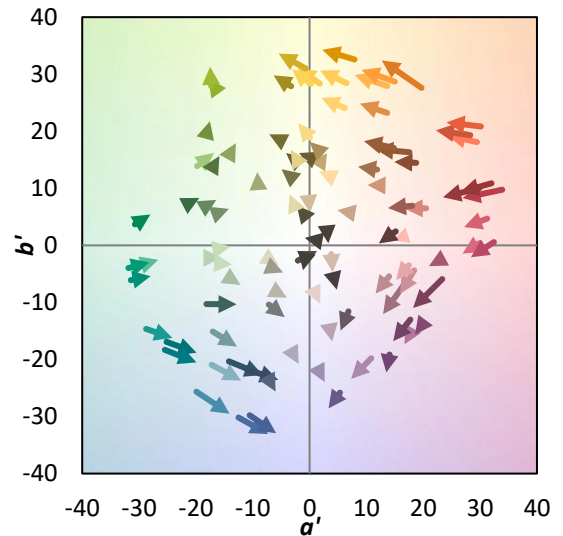
λ (nm)	Power W <sup>^</sup> /nm	Lumens (φ/nm)	λ (nm)	Power W <sup>^</sup> /nm	Lumens (φ/nm)	λ (nm)	Power W <sup>^</sup> /nm	Lumens (φ/nm)	λ (nm)	Power W <sup>^</sup> /nm	Lumens (φ/nm)	λ (nm)	Power W <sup>^</sup> /nm	Lumens (φ/nm)
360	0	NR	490	104	NR	620	818	NR	750	20	NR	880	1	NR
365	0	NR	495	135	NR	625	755	NR	755	17	NR	885	0	NR
370	0	NR	500	184	NR	630	691	NR	760	15	NR	890	0	NR
375	0	NR	505	247	NR	635	625	NR	765	13	NR	895	0	NR
380	0	NR	510	309	NR	640	561	NR	770	11	NR	900	0	NR
385	0	NR	515	369	NR	645	499	NR	775	9	NR	905	0	NR
390	0	NR	520	419	NR	650	441	NR	780	8	NR	910	0	NR
395	0	NR	525	460	NR	655	388	NR	785	7	NR	915	0	NR
400	1	NR	530	492	NR	660	338	NR	790	6	NR	920	0	NR
405	3	NR	535	524	NR	665	294	NR	795	5	NR	925	0	NR
410	7	NR	540	553	NR	670	253	NR	800	4	NR	930	0	NR
415	15	NR	545	588	NR	675	218	NR	805	4	NR	935	0	NR
420	31	NR	550	625	NR	680	188	NR	810	3	NR	940	0	NR
425	60	NR	555	670	NR	685	161	NR	815	3	NR	945	0	NR
430	107	NR	560	723	NR	690	139	NR	820	3	NR	950	0	NR
435	183	NR	565	780	NR	695	118	NR	825	2	NR	955	0	NR
440	289	NR	570	837	NR	700	100	NR	830	2	NR	960	0	NR
445	460	NR	575	894	NR	705	85	NR	835	2	NR	965	0	NR
450	646	NR	580	942	NR	710	73	NR	840	1	NR	970	0	NR
455	561	NR	585	976	NR	715	62	NR	845	1	NR	975	0	NR
460	331	NR	590	998	NR	720	53	NR	850	1	NR	980	0	NR
465	238	NR	595	1000	NR	725	45	NR	855	1	NR	985	0	NR
470	178	NR	600	990	NR	730	39	NR	860	1	NR	990	0	NR
475	120	NR	605	962	NR	735	33	NR	865	1	NR	995	0	NR
480	96	NR	610	925	NR	740	28	NR	870	1	NR	1000	0	NR
485	95	NR	615	873	NR	745	24	NR	875	1	NR			

**Summary**

$R_f = 74.6$   
 $R_g = 94$   
 $CIE R_a = 71.7$   
 $R_9 = -34.8$



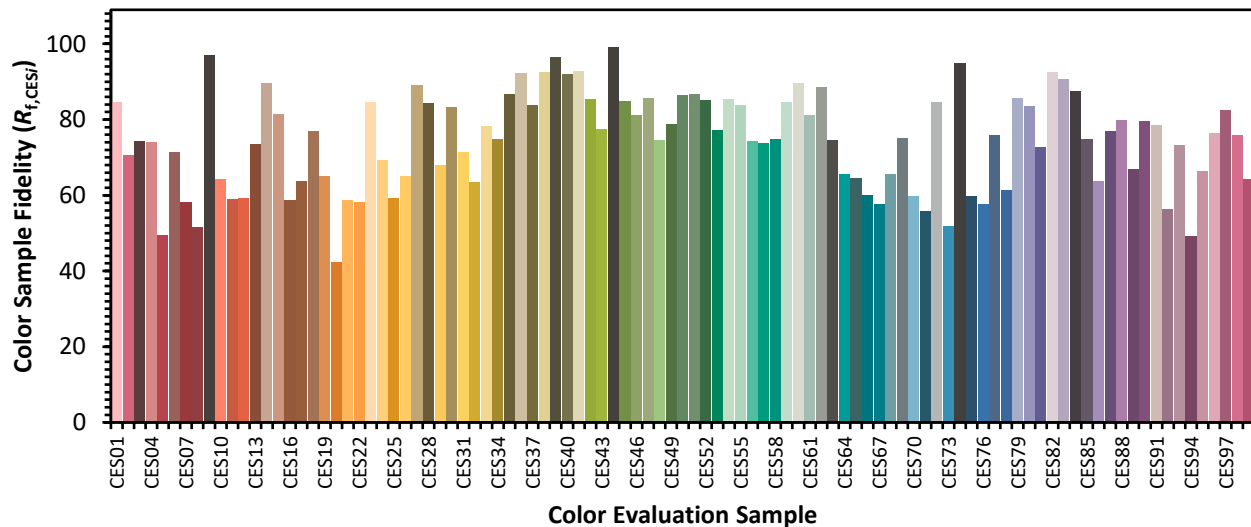
**Color Vector Graphics**





**Individual Sample Fidelity Index ( $R_{f,i}$ )**

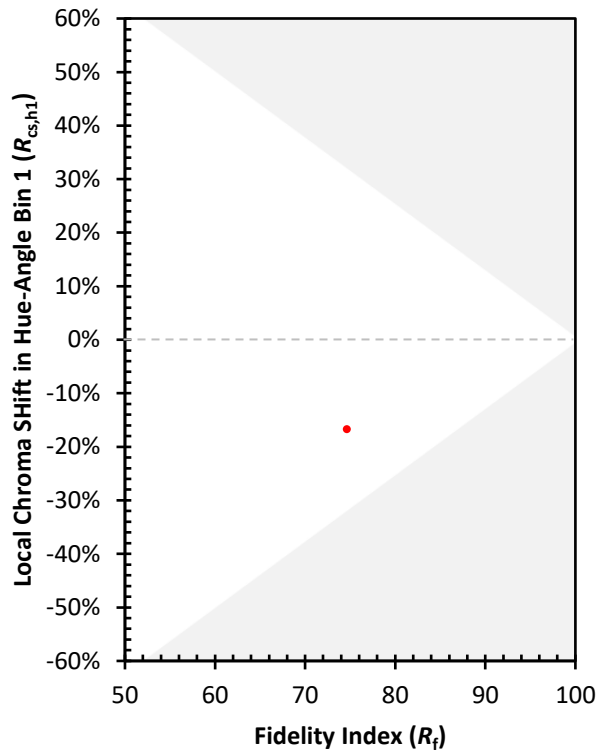
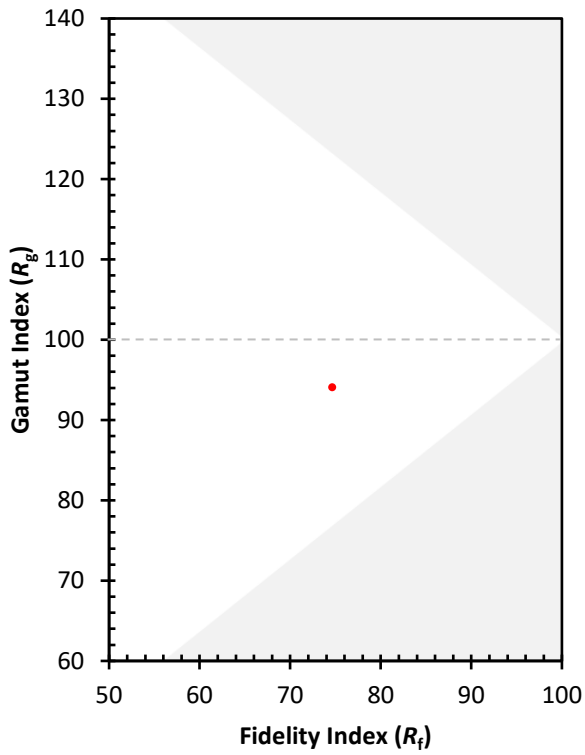
CES01 = 86	CES26 = 65	CES51 = 87	CES76 = 58
CES02 = 62	CES27 = 89	CES52 = 85	CES77 = 76
CES03 = 31	CES28 = 84	CES53 = 77	CES78 = 61
CES04 = 71	CES29 = 68	CES54 = 85	CES79 = 86
CES05 = 49	CES30 = 83	CES55 = 84	CES80 = 83
CES06 = 51	CES31 = 71	CES56 = 74	CES81 = 73
CES07 = 41	CES32 = 64	CES57 = 74	CES82 = 93
CES08 = 40	CES33 = 78	CES58 = 75	CES83 = 91
CES09 = 29	CES34 = 75	CES59 = 85	CES84 = 88
CES10 = 76	CES35 = 87	CES60 = 90	CES85 = 75
CES11 = 59	CES36 = 92	CES61 = 81	CES86 = 64
CES12 = 65	CES37 = 84	CES62 = 89	CES87 = 77
CES13 = 43	CES38 = 92	CES63 = 75	CES88 = 80
CES14 = 74	CES39 = 96	CES64 = 65	CES89 = 67
CES15 = 71	CES40 = 92	CES65 = 64	CES90 = 80
CES16 = 47	CES41 = 93	CES66 = 60	CES91 = 78
CES17 = 50	CES42 = 86	CES67 = 58	CES92 = 56
CES18 = 56	CES43 = 77	CES68 = 66	CES93 = 73
CES19 = 73	CES44 = 99	CES69 = 75	CES94 = 49
CES20 = 66	CES45 = 85	CES70 = 60	CES95 = 66
CES21 = 87	CES46 = 81	CES71 = 56	CES96 = 76
CES22 = 79	CES47 = 86	CES72 = 85	CES97 = 82
CES23 = 92	CES48 = 75	CES73 = 52	CES98 = 76
CES24 = 91	CES49 = 79	CES74 = 95	CES99 = 64
CES25 = 73	CES50 = 86	CES75 = 60	



Color Rendition by Hue-Angle Bin



Measure Comparisons



(END OF REPORT)